

*Performance of Transmit Diversity over Time-Varying Rayleigh-Fading Channels

Antony Vielmon, Ye (Geoffrey) Li, and John R. Barry

School of Electrical and Computer Engineering
Georgia Institute of Technology, Atlanta, Georgia 30332-0250

Abstract — We analyze the impact of a time-varying Rayleigh fading channel on the performance of an Alamouti transmit-diversity scheme. We propose several detection strategies for mitigating the effects of a time-varying channel, and derive expressions for their bit-error probability as a function of the channel correlation coefficient ρ .

I. INTRODUCTION

Transmit diversity has emerged in the last decade as an effective means for achieving spatial diversity in fading channels with an antenna array at the transmitter. In the design and analysis of such schemes it is generally assumed that the channel is static for the duration of one space-time codeword. In this paper we investigate the impact of a time-varying channel on the performance of the transmit-diversity scheme proposed by Alamouti [1]. We propose various detection strategies that take into account the time-varying nature of the channel, and assess their performance through analysis and simulation.

II. CHANNEL MODEL AND ASSUMPTIONS

A transmitter with two antennas employing the transmit-diversity scheme of Alamouti [1] requires two signaling periods to convey a pair of finite-alphabet symbols x_1 and x_2 ; during the first symbol period, the symbols transmitted from antenna one and antenna two, respectively, are x_1 and x_2 , and during the second symbol period they are x_2^* and $-x_1^*$. Consider a receiver with one antenna, and assume a flat-fading channel model. Let h_1 and h_2 denote the equivalent complex channel coefficients between the two transmit antennas and the receiver antenna during the first symbol period, and let \tilde{h}_1 and \tilde{h}_2 denote the coefficients during the second period, so that the receiver observations r_1 and r_2 corresponding to the two symbol periods are given by:

$$\begin{bmatrix} r_1 \\ r_2^* \end{bmatrix} = \begin{bmatrix} h_1 & h_2 \\ \tilde{h}_2^* & -\tilde{h}_1^* \end{bmatrix} \begin{bmatrix} x_1 \\ x_2 \end{bmatrix} + \begin{bmatrix} w_1 \\ w_2^* \end{bmatrix}, \quad (1)$$

or with obvious notation:

$$\mathbf{r} = \mathbf{H}\mathbf{x} + \mathbf{w}, \quad (2)$$

where \mathbf{w} represents noise.

In this paper we make the following assumptions about the channel model (2):

1. White Gaussian noise, so that \mathbf{w} is a zero-mean circularly symmetric complex Gaussian random vector satisfying $\mathbf{E}[\mathbf{w}\mathbf{w}^*] = 2N_0\mathbf{I}$.
2. Spatially symmetric Rayleigh fading, so that $h_1, \tilde{h}_1, h_2,$ and \tilde{h}_2 are identically distributed, zero-mean circularly symmetric complex jointly Gaussian random variables satisfying $\mathbf{E}[|h_1|^2] = \mathbf{E}[|\tilde{h}_1|^2] = \mathbf{E}[|h_2|^2] = \mathbf{E}[|\tilde{h}_2|^2] = E_h$.
3. Sufficient antenna spacing, so that the pair (h_1, \tilde{h}_1) is independent of the pair (h_2, \tilde{h}_2) .
4. Temporally symmetric Rayleigh fading, so that the correlation ρ between h_1 and \tilde{h}_1 is the same as that between h_2 and \tilde{h}_2 , namely $\mathbf{E}[h_1\tilde{h}_1^*] = \mathbf{E}[h_2\tilde{h}_2^*] = \rho E_h$.

III. STRATEGIES FOR RECEIVER DESIGN

In this section we propose three methods for detecting an Alamouti space-time code when the channel is time-varying. The first is the joint maximum-likelihood (ML), the second is the decision-feedback (DF) detector, and the third is a zero-forcing (ZF) linear detector.

A. The ML Detector

Because of the white Gaussian noise, the joint ML detector chooses the pair of symbols \mathbf{x} to minimize:

$$\|\mathbf{r} - \mathbf{H}\mathbf{x}\|^2. \quad (3)$$

Let $\mathbf{R} = \mathbf{H}^*\mathbf{H}$ denote the cascade of \mathbf{H} with its matched filter; since \mathbf{R} is Hermitian, it possesses a unique Cholesky factorization of the form $\mathbf{R} = \mathbf{G}^*\mathbf{G}$, where \mathbf{G} is lower triangular with real diagonal elements. With \mathbf{H} defined by (1), it is easily verified that

$$\mathbf{G} = \frac{1}{\sqrt{|\tilde{h}_1|^2 + |h_2|^2}} \begin{bmatrix} |h_1\tilde{h}_1^* + h_2\tilde{h}_2^*| & 0 \\ h_1h_2^* - \tilde{h}_1\tilde{h}_2^* & |\tilde{h}_1|^2 + |h_2|^2 \end{bmatrix}. \quad (4)$$

This research was supported in part by NSF grant no. ITR-0082329.

Multiplying both vectors in (3) by the unitary matrix $\mathbf{G}^{-*}\mathbf{H}^*$, we find that the ML detector can equivalently choose \mathbf{x} to minimize:

$$\|\mathbf{z} - \mathbf{G}\mathbf{x}\|^2, \quad (5)$$

where we have introduced:

$$\mathbf{z} = \mathbf{G}^{-*}\mathbf{H}^*\mathbf{r}. \quad (6)$$

The linear combiner of (6) represents the whitened-matched filter (WMF) for the matrix channel (2). Substituting (2), we find that the output \mathbf{z} of the WMF is related to \mathbf{x} by:

$$\mathbf{z} = \mathbf{G}\mathbf{x} + \mathbf{n}, \quad (7)$$

where the white Gaussian noise \mathbf{n} has the same statistics as \mathbf{w} .

B. The Decision-Feedback Detector

The decision-feedback detector uses a decision about x_1 to help make a decision about x_2 . It builds on the WMF output. In particular, because the WMF channel model \mathbf{G} is lower triangular, there is no crosstalk from x_2 to z_1 , and thus a suboptimal decision \hat{x}_1 regarding x_1 can be found by quantizing z_1 , ignoring z_2 . Then, assuming this decision is correct, the contribution from x_1 in z_2 can be recreated and subtracted off, allowing the receiver to determine the decision \hat{x}_2 by quantizing the resulting difference D , where:

$$D = z_2 - \frac{h_1\tilde{h}_2^* - \tilde{h}_1\tilde{h}_2^*}{\sqrt{|\tilde{h}_1|^2 + |h_2|^2}} \cdot \hat{x}_1. \quad (8)$$

C. The Zero-Forcing Linear Detector

A linear detector computes:

$$\mathbf{y} = \mathbf{C}\mathbf{r}, \quad (9)$$

then makes a decision about x_i based solely on y_i , for $i = 1, 2$. A zero-forcing linear detector chooses \mathbf{C} so as to force the crosstalk to zero, so that the cascade $\mathbf{C}\mathbf{H}$ is a real nonnegative diagonal matrix. Because \mathbf{H} is square and full rank with probability one, the ZF detector is clearly of the form $\mathbf{C} = \mathbf{A}\mathbf{H}^{-1}$ for some real nonnegative diagonal matrix \mathbf{A} . We can make the detector unique by adding the additional constraint that the combiner does not change the noise variance, so that the noise components in \mathbf{y} have second moment $2N_0$, the same as those in \mathbf{r} . In other words, because the autocorrelation matrix of the noise after a combiner of the form $\mathbf{C} = \mathbf{A}\mathbf{H}^{-1}$ is $2N_0\mathbf{A}\mathbf{R}^{-1}\mathbf{A}$, we choose \mathbf{A} so that $\mathbf{A}\mathbf{R}^{-1}\mathbf{A}$ has ones on the diagonal. It is easily verified that the solution leads to the following ZF combiner:

$$\mathbf{C} = \frac{\begin{bmatrix} h_1\tilde{h}_1^* + h_2\tilde{h}_2^* & 0 \\ 0 & (|h_1|^2 + |\tilde{h}_2|^2)^{-1/2} \end{bmatrix}}{\begin{bmatrix} h_1\tilde{h}_1^* + h_2\tilde{h}_2^* & 0 \\ 0 & (|h_1|^2 + |\tilde{h}_2|^2)^{-1/2} \end{bmatrix}} \begin{bmatrix} \tilde{h}_1^* & h_2 \\ \tilde{h}_2^* & -h_1 \end{bmatrix}. \quad (10)$$

Substituting (10) and (2) into (9) yields:

$$\mathbf{y} = \begin{bmatrix} (|\tilde{h}_1|^2 + |h_2|^2)^{-1/2} & 0 \\ 0 & (|h_1|^2 + |\tilde{h}_2|^2)^{-1/2} \end{bmatrix} \mathbf{x} + \tilde{\mathbf{n}}, \quad (11)$$

where the noise components \tilde{n}_1 and \tilde{n}_2 are identically distributed, each being zero-mean complex Gaussian with $\mathbb{E}[|\tilde{n}_i|^2] = 2N_0$. Although \tilde{n}_1 and \tilde{n}_2 are correlated, the ZF detector ignores the correlation, and arrives at suboptimal decisions by independently quantizing y_1 and y_2 .

Comparing (11) to (7), we see that the first output y_1 of the ZF detector is identical to the first output z_1 of the WMF. (The second outputs differ, however.)

D. All Detectors are Equivalent if the Channel is Static

The ML, DF, and ZF detectors operate in distinct ways, and the performance difference between them can be significant. However, it is worth emphasizing at this stage that the ZF, DF, and ML detectors all converge to the same detector in the special case of a static channel.

Consider first the ML detector. If the channel is static, so that $\tilde{h}_1 = h_1$ and $\tilde{h}_2 = h_2$, then \mathbf{G} of (4) reduces to the diagonal matrix $\sqrt{|h_1|^2 + |h_2|^2}\mathbf{I}$, and (7) reduces to:

$$\mathbf{z} = \sqrt{|h_1|^2 + |h_2|^2} \mathbf{x} + \mathbf{n}. \quad (12)$$

The joint ML detector thus reduces to a pair of independent scalar detectors, significantly reducing complexity. Indeed, the desire to diagonalize the channel using a MF was what lead to the Alamouti transmit-diversity scheme in the first place. Clearly, because there is no crosstalk after the WMF, the coefficient of \hat{x}_1 in (8) reduces to zero, and thus the DF reduces to the ML detector for the static case. Finally, the ZF detector of (11) also reduces to (12) when the channel is static.

IV. PERFORMANCE ANALYSIS — SPECIAL CASES

Before considering the general case of arbitrary correlation, it will be instructive to focus first on two extreme cases: the fully correlated or static channel, where $\rho = 1$, and the uncorrelated channel, where $\rho = 0$. In the remainder of this section we derive expressions for the bit-error probability for these extreme cases, assuming the ZF linear detector of (10). We assume uncoded binary phase-shift keying modulation. We remark that, from the symmetry of the channel model, we only need to derive the error probability for the first symbol x_1 , knowing that the second symbol will have the same error probability.

A. The Fully Correlated ($\rho = 1$) Static Channel

The analysis for the static case is well-known [2]. The first component in (11) is:

$$y_1 = \sqrt{|h_1|^2 + |h_2|^2} x_1 + \tilde{n}_1, \quad (13)$$

so that the decision $\hat{x}_1 = \text{sign}(z_1)$ has bit-error probability $Q(\sqrt{2\gamma})$, where $\gamma = (|h_1|^2 + |h_2|^2)E/(2N_0)$ is the *instantaneous* SNR per bit, where $E = E[|x_1|^2]$. Since $E[|h_i|^2] = E_h$, the *average* SNR per bit is $\bar{\gamma} = EE_h/N_0$. Since h_1 and h_2 are independent and Gaussian, γ has a central chi-square distribution with four degrees of freedom, and pdf:

$$p(\gamma) = \frac{4\gamma}{\bar{\gamma}^2} \exp(-2\gamma/\bar{\gamma}). \quad (14)$$

Averaging $Q(\sqrt{2\gamma})$ over this distribution yields [2]:

$$P_e = \frac{1}{4} \left(1 - \sqrt{\frac{\bar{\gamma}}{2 + \bar{\gamma}}} \right)^2 \left(2 + \sqrt{\frac{\bar{\gamma}}{2 + \bar{\gamma}}} \right). \quad (15)$$

B. The Uncorrelated Case ($\rho = 0$)

From (11), the first output of the ZF detector is:

$$y_1 = \frac{|h_1 \tilde{h}_1^* + h_2 \tilde{h}_2^*|}{\sqrt{|\tilde{h}_1|^2 + |h_2|^2}} x_1 + \tilde{n}. \quad (16)$$

The error probability is thus again of the form $Q(\sqrt{2\mu})$, where μ is the effective instantaneous SNR for (16):

$$\mu = \frac{|h_1 \tilde{h}_1^* + h_2 \tilde{h}_2^*|^2}{|\tilde{h}_1|^2 + |h_2|^2} E/(2N_0). \quad (17)$$

Introducing $u_1 = \tilde{h}_1/\sqrt{|\tilde{h}_1|^2 + |h_2|^2}$ and $u_2 = h_2^*/\sqrt{|\tilde{h}_1|^2 + |h_2|^2}$, the effective SNR can equivalently be expressed as $\mu = |Y|^2 \bar{\gamma}/(2E_h)$, where again $\bar{\gamma} = EE_h/N_0$ is the mean SNR per bit, and where $Y = u_1^* h_1 + u_2^* \tilde{h}_2^*$ can be interpreted as a projection $\mathbf{u}^* \mathbf{h}$ of $\mathbf{h} = [h_1, \tilde{h}_2^*]^T$ in the direction of the independent unit vector $\mathbf{u} = [u_1, u_2]^T$. Since the pdf of \mathbf{h} is symmetric, and since \mathbf{h} is independent of \mathbf{u} , it follows that the pdf of Y will be independent of \mathbf{u} , and choosing $\mathbf{u} = [1, 0]^T$ we find that Y has the same pdf as h_1 . Thus, the effective SNR $\mu = |Y|^2 \bar{\gamma}/(2E_h)$ has mean value $\bar{\gamma}/2$, exactly half of what it was for the static channel, and it has a central chi-square distribution with two degrees of freedom:

$$p(\mu) = \frac{2}{\bar{\gamma}} \exp(-2\mu/\bar{\gamma}). \quad (18)$$

Averaging $Q(\sqrt{2\mu})$ over this distribution yields [2]:

$$P_e = \frac{1}{2} \left(1 - \sqrt{\frac{\bar{\gamma}}{2 + \bar{\gamma}}} \right). \quad (19)$$

V. PERFORMANCE ANALYSIS — GENERAL CASE

A. Performance of the ZF Linear Detector

The effective instantaneous SNR at the first output of the ZF linear detector is given by (17). Let us introduce the random variables ϵ_1 and ϵ_2 , which are independent and identically distributed with the same pdf as \tilde{h}_1 and h_2 , so that we can decompose h_1 and \tilde{h}_2 as follows:

$$\begin{aligned} h_1 &= \rho \tilde{h}_1 + \sqrt{1 - \rho^2} \epsilon_1, \\ \tilde{h}_2 &= \rho h_2 + \sqrt{1 - \rho^2} \epsilon_2, \end{aligned} \quad (20)$$

where $\rho \in [0, 1]$ is the correlation. Plugging (20) into (17) leads to:

$$\mu = \left| \rho \sqrt{|\tilde{h}_1|^2 + |h_2|^2} + \sqrt{1 - \rho^2} \frac{\tilde{h}_1^* \epsilon_1 + h_2^* \epsilon_2}{\sqrt{|\tilde{h}_1|^2 + |h_2|^2}} \right|^2 E/(2N_0), \quad (21)$$

where the fraction has a complex gaussian distribution and can be expressed as $t_1 + jt_2$ with t_1, t_2 being independent real zero-mean gaussian random variables. Therefore, μ reduces to:

$$\mu = X_1^2 + X_2^2, \quad (22)$$

with $X_1 = A + \sqrt{(E/2N_0)(1 - \rho^2)} t_1$, where we have introduced $A = \rho \sqrt{E/2N_0} \sqrt{|\tilde{h}_1|^2 + |h_2|^2}$ and $X_2 = \sqrt{(E/2N_0)(1 - \rho^2)} t_2$. Therefore, given A , μ has a noncentral chi-square distribution with two degrees of freedom, and pdf:

$$P_{\mu|A}(\mu|a) = \frac{2}{(1 - \rho^2)\bar{\gamma}} \exp(-2(a^2 + \mu)/((1 - \rho^2)\bar{\gamma})) J_0\left(\frac{4ia}{(1 - \rho^2)\bar{\gamma}} \sqrt{\mu}\right), \quad (23)$$

with $a^2 = E[X_1]^2 + E[X_2]^2$, J_0 is the zeroth-order Bessel function of the first kind, and $i = \sqrt{-1}$.

By definition, A is Rayleigh distributed with four degrees of freedom and has pdf:

$$P_A(a) = \frac{8a^3}{\rho^4 \bar{\gamma}^2} \exp(-2a^2/(\bar{\gamma}\rho^2)). \quad (24)$$

Integrating the product of equations (23) and (24) over the variable a from 0 to ∞ leads to the following density probability for μ [3]:

$$p_\mu(\mu) = \lambda e^{-\nu\mu} {}_1F_1(2, 1; \eta\mu), \quad (25)$$

where we have introduced the variables $\eta = 2\rho^2/((1 - \rho^2)\bar{\gamma})$, $\lambda = 2(1 - \rho^2)/\bar{\gamma}$, $\nu = 2/((1 - \rho^2)\bar{\gamma})$, and ${}_1F_1(\alpha, \beta; x)$ is the confluent hypergeometric function. Finally, by noticing [4] that ${}_1F_1(2, 1; -x) = (1 - x)e^{-x}$, (25) can be written as:

$$p_{\mu}(\mu) = \lambda e^{-(\nu - \eta)\mu} (1 + \eta\mu). \quad (26)$$

Averaging $Q(\sqrt{2\mu})$ over this distribution yields:

$$P_e = (1 - \rho^2) \left[\frac{1}{2} \left(1 - \sqrt{\frac{\bar{\gamma}}{2 + \bar{\gamma}}} \right) \right] + \rho^2 \left[\frac{1}{4} \left(1 - \sqrt{\frac{\bar{\gamma}}{2 + \bar{\gamma}}} \right)^2 \left(2 + \sqrt{\frac{\bar{\gamma}}{2 + \bar{\gamma}}} \right) \right]. \quad (27)$$

As expected, (27) reduces to (15) for the static case ($\rho = 1$), and it reduces to (19) for the uncorrelated case ($\rho = 0$).

B. Performance of the DF Detector

The performance of the DF detector is easily approximated in terms of the performance of the ZF linear detector. Let us express the average bit-error probability of the DF detector as $P_e = \frac{1}{2} P_1 + \frac{1}{2} P_2$, where $P_i = \Pr[\hat{x}_i \neq x_i]$.

First let us compute P_1 . Comparing (4) and (7) to (11), we see that the first output z_1 of the WMF is identical to the first output y_1 of the ZF linear detector. Hence, the symbol error probability P_1 for x_1 is given by (27).

An exact expression for P_2 has not been found. Instead, we will derive a lower bound on P_2 by assuming that the decision \hat{x}_1 is always correct. Under this assumption, the subtraction in (8) cancels the crosstalk perfectly, leaving a difference given by:

$$D = \sqrt{|\hat{h}_1|^2 + |h_2|^2} x_2 + n_2. \quad (28)$$

We recognize this as having precisely the same form as (13), the ideal two-fold diversity case. Hence, it follows immediately that P_2 is given by (15). Combining, we can bound the performance of the DF detector by:

$$P_e > \frac{1 - \rho^2}{2} \left[\frac{1}{2} \left(1 - \sqrt{\frac{\bar{\gamma}}{2 + \bar{\gamma}}} \right) \right] + \frac{1 + \rho^2}{2} \left[\frac{1}{4} \left(1 - \sqrt{\frac{\bar{\gamma}}{2 + \bar{\gamma}}} \right)^2 \left(2 + \sqrt{\frac{\bar{\gamma}}{2 + \bar{\gamma}}} \right) \right]. \quad (29)$$

VI. NUMERICAL RESULTS

In this section we compare the bit-error probability performance for the different detectors proposed in Sect. III.

It is difficult to analyze the performance of the ML detector when the channel is not static. Therefore, we rely on computer simulations instead. In Fig. 1 we present bit-error probability results for the ML detector for the uncorrelated case ($\rho = 0$) and the static channel ($\rho = 1$). There is very little degradation due to the time-varying channel. Even when the channel varies so rapidly that the correlation is zero, the ML detector is able to perform almost as well as for the static channel.

The performance of the ZF linear detector is given in exact form by (27), and its behavior is shown in Fig. 2 for different values of ρ . We see that the performance depends strongly on the channel correlation characteristics. If the correlation is too small, the ZF linear detector will actually perform worse than a system with no diversity. Numerical calculations reveal that the ZF linear detector outperforms a receiver without diversity only when ρ is approximately greater than 0.75.

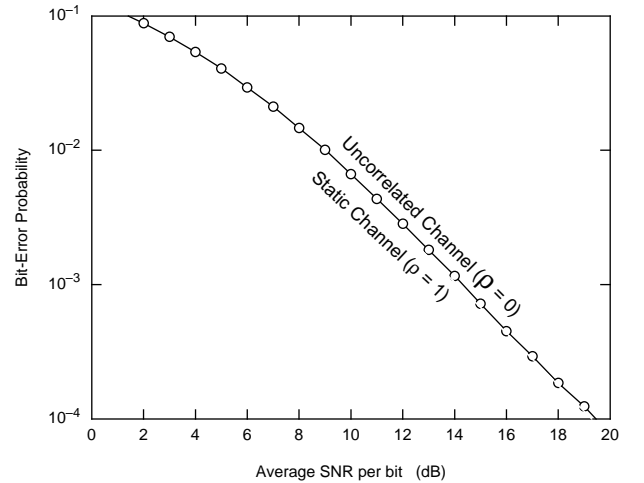


Fig. 1. Performance of the ML detector.

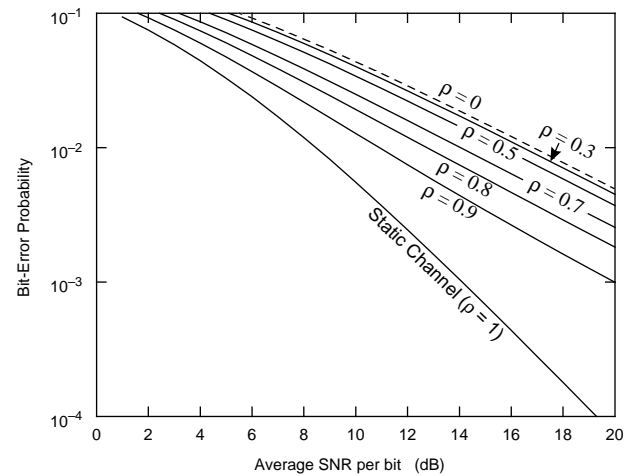


Fig. 2. Performance of the ZF detector.

The performance of the DF detector is shown in Fig. 3, where Monte-Carlo simulations of bit-error probability are compared with the lower bound of (29). The simulation results are more accurate because they account for the effect of occasionally feeding back erroneous decisions. The small gap between the lower bound and the simulated performance implies that the DF detector suffers a small penalty due to error propagation.

In Fig. 4, we compare the performance of all three detectors for three cases: $\rho = 0$, $\rho = 0.9$, and the static case ($\rho = 1$). When the channel varies with time, the ML detector is far superior to the other detectors. The ML detector suffers less than 1 dB of degradation when $\rho = 0$ as compared to a static channel. Even when the correlation is as high as $\rho = 0.9$, the ML detector significantly outperforms the others. When

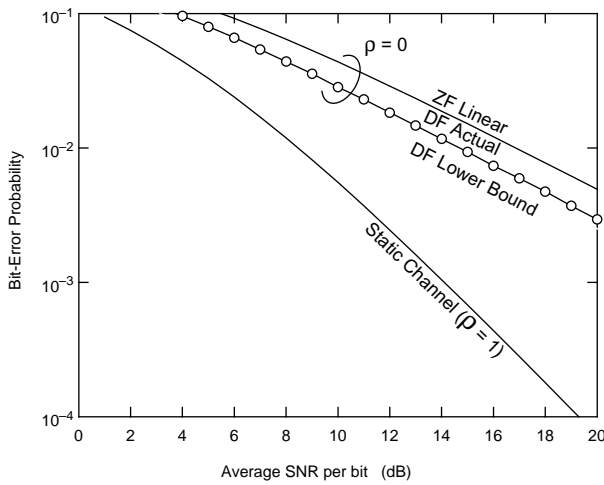


Fig. 3. Performance of the DF detector.

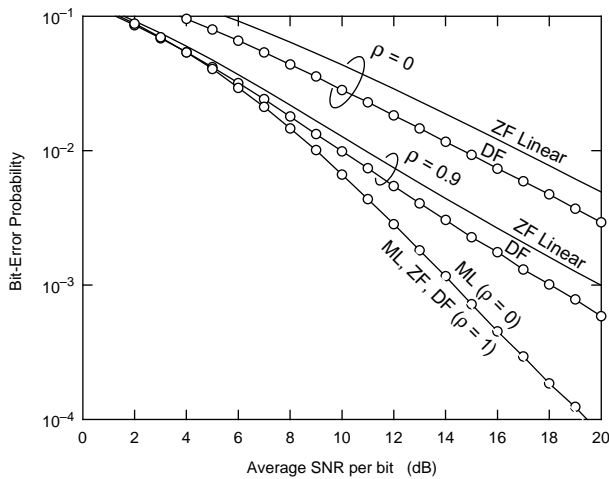


Fig. 4. Performance comparison for the different detectors.

$P_e = 10^{-2}$ and $\rho = 0.9$, the ZF and DF detectors suffer a penalty of 2.5 dB and 1.5 dB respectively, compared to those in the static case. At $P_e = 10^{-3}$ and $\rho = 0.9$, the penalties grow to 4 dB and 6 dB, respectively.

VII. CONCLUSIONS

We proposed three strategies for detecting an Alamouti transmit-diversity scheme when the channel is time-varying: the ML, DF, and linear detectors. Through analysis and simulation, we assessed their performance over time-varying Rayleigh fading channels as characterized by the channel correlation coefficient ρ . The ML detector significantly outperforms the DF and ZF detectors when the channel varies rapidly and ρ is small. However, the ML detector can be significantly more complex, especially when higher-order alphabets are considered. The DF and ZF linear detectors are thus attractive, especially when the channel varies slowly.

ACKNOWLEDGMENT

The authors would like to thank G. H. Meyer for his mathematics advice and references.

REFERENCES

- [1] Siavash M. Alamouti, "A Simple Transmit Diversity Technique for Wireless Communications," *IEEE Journal on Select Areas in Communications*, Vol. 16, No 8., pp 1451-1458, October 1998.
- [2] John G. Proakis, *Digital Communications*, 4th Edition. New York: Mc Graw Hill, pp 824-825, 2001.
- [3] I.S. Gradshteyn, I.M. Ryzhik, and Alan Jeffrey, *Table of Integrals, Series, and Products*, Fifth Edition, pp. 737-6.631, 1997.
- [4] Larry C. Andrews, *Special functions for Engineers and Applied Mathematics*, pp 313, New York: MacMillan, 1995.
- [5] Gordon L. Stüber, *Principles of Mobile Communication*, 2nd edition, Kluwer Academic Publishers, November 2000.
- [6] P.W. Wolniansky, G. J. Foschini, G.D. Golden, and R. A. Valenzuela, "V-BLAST: An Architecture for Realizing Very High Data Rates Over the Rich-Scattering Wireless Channel", in *Proc. ISSSE '98*, Pisa, Italy, September 29, 1998.
- [7] Williams C. Jakes, *Microwave Mobile Communications*, New Jersey: IEEE Press, 1974.
- [8] G. J. Foschini and M. J. Gans, "On limits of Wireless Communications in a Fading Environment when using Multiple Antennas," *Wireless Personal Communications*, Volume 6, No. 3, pp. 311-335, March 1998.